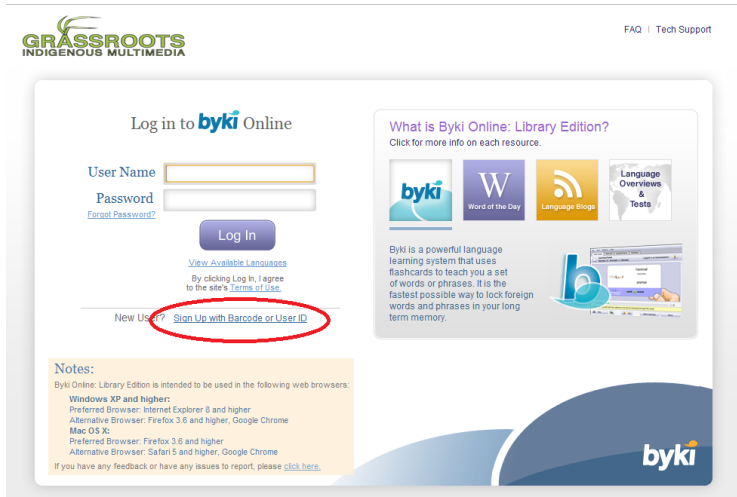
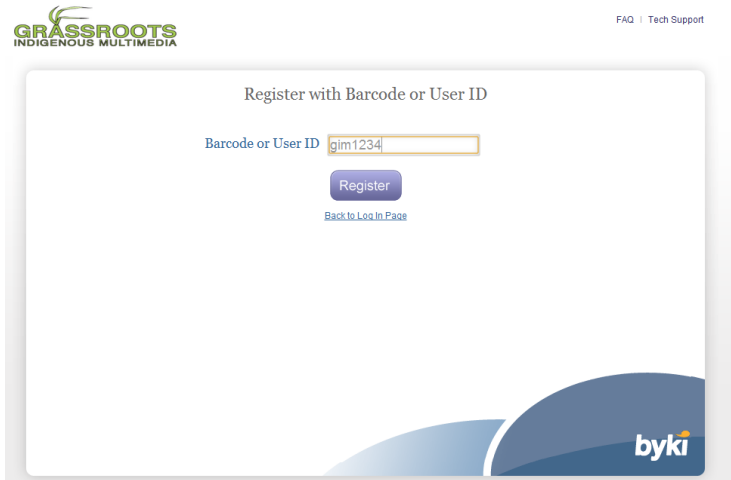


To create a user account in Byki Online and gain access to the mobile app please follow the steps listed below. In order to complete the process, your iPod, iPhone or iPad must have access to the internet

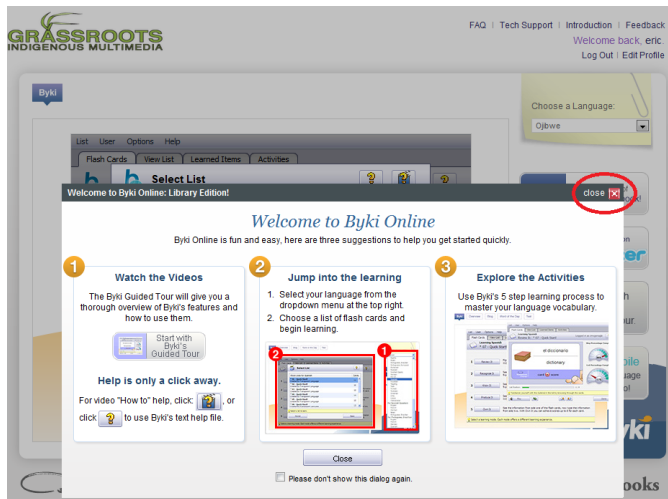
- 1) From you iPod, iPhone oriPad, Go to <http://library.transparent.com/gim> and click on the Sign Up with Barcode or User ID.



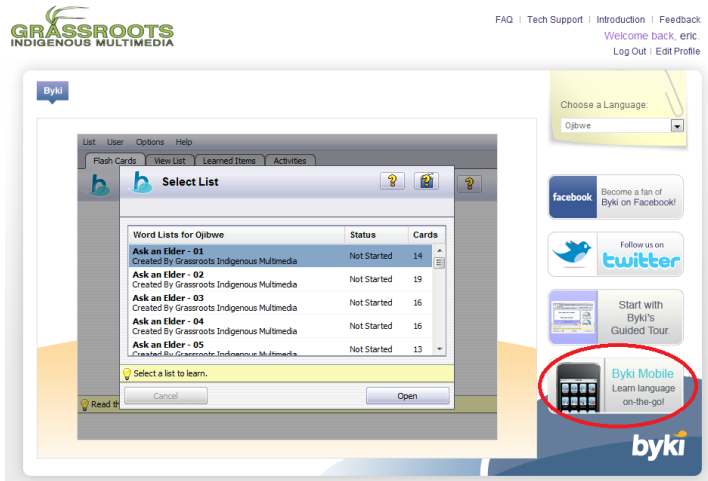
- 2) Enter “gim1234” and click “Register”



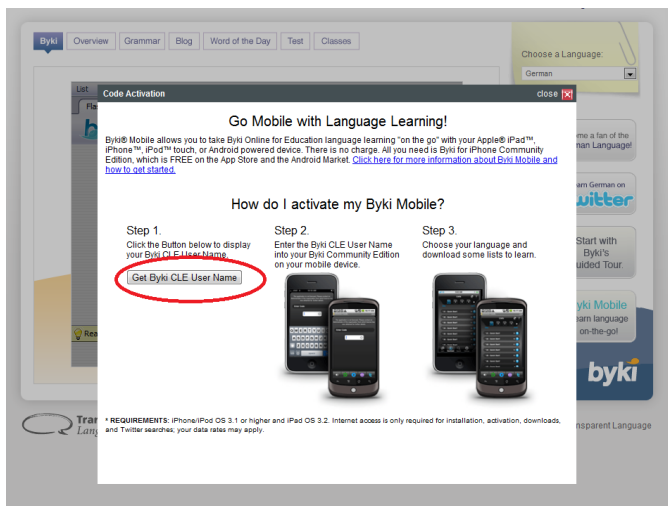
- 3) Once you have your account created you will see a “Welcome to Byki Online” screen. Please just close.



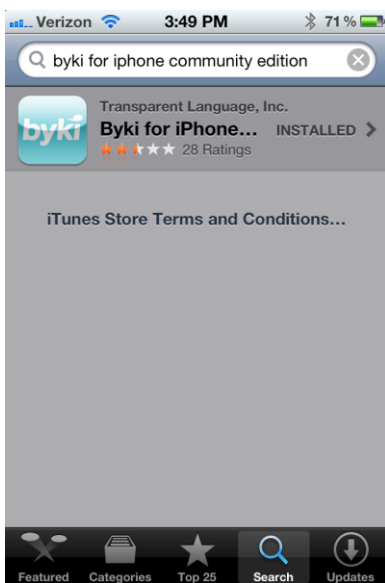
4) Click Byki Mobile in bottom right corner



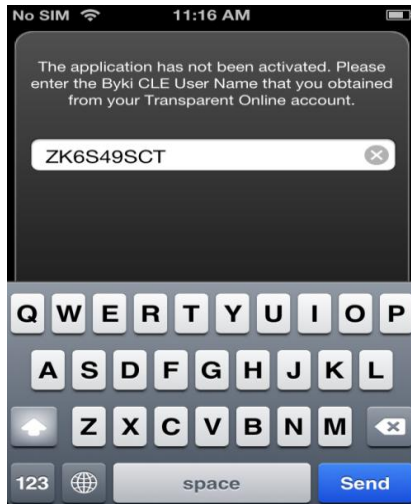
5) Under Step 1 click Get Byki CLE User Name and either write it down or leave the browser window open.



6) Download app from the App Store. Search "Byki for iPhone Community Edition"



- 7) Open BYKI App on your iPhone, iPod, or iPad.
- 8) In the User Name field enter the Password that you go from step 2.



- 9) Once authorized, scroll to Ojibwe and tap to select language. Once you have opened the language you will be shown a lists of lists. Select the one you want to download by clicking on the blue downward facing arrow. After the list is downloaded tap the list to start using.

